

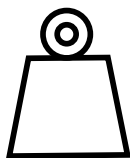
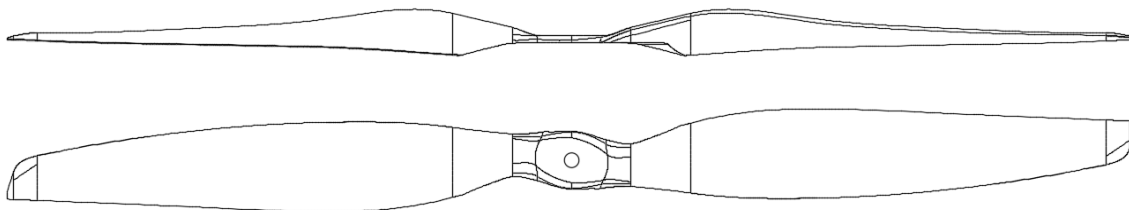


28x9.4 2B MC


PN:2280942, 2280943

Product sheet


Rev.: 00
2024-04-30




78 g
Mass



30.3 kgf
Max Thrust



28.0"
Diameter



Multicopter

Engine type:	Electric
Folding/Fixed	Fixed
Rotational direction:	Counter-clockwise and Clockwise available
Weight [g]:	78 ± 8.0%
Moment of inertia [kgm ²]:	3.29e-03
Center hole [mm]:	∅ 10
Max drilling diameter [mm]:	46
Mounting:	link to possible patterns
Limit RPM (0.7 Mach at blade tip)	6400
Working temperature [°C]	from -45°C to 65°C
Materials used:	carbon fiber, glass fiber, roving, polyurethane, epoxy
Tests performed:	balancing, visual Inspection, structural integrity (ATO)

Formula used to calculate moment of inertia: $I = \frac{1}{12} \cdot mass \cdot diameter^2$

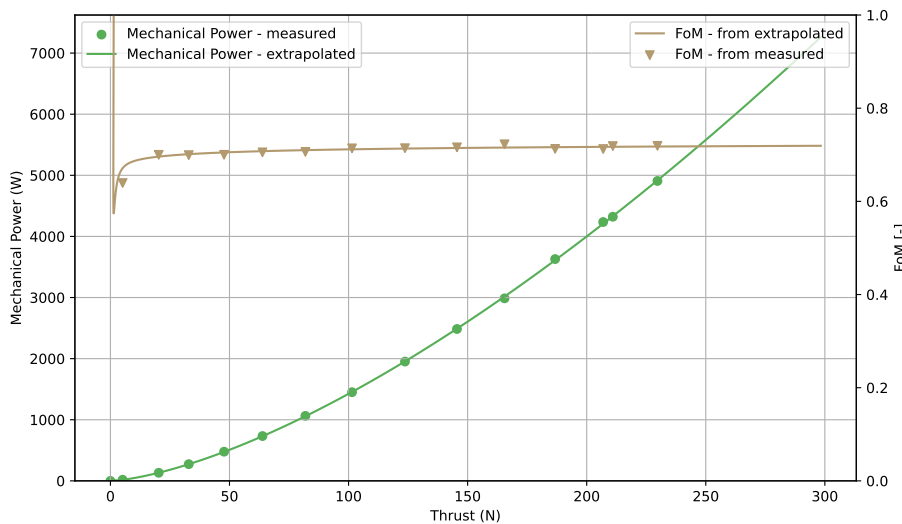
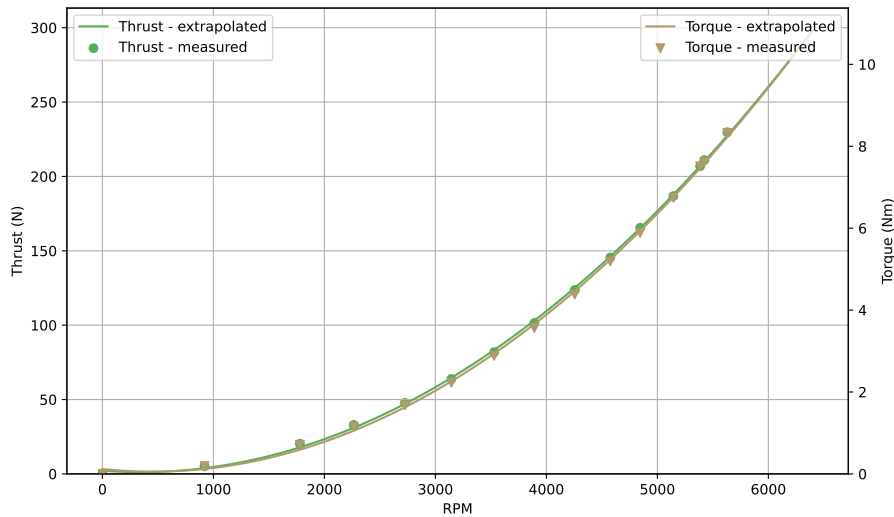


28x9.4 2B MC

PN:2280942, 2280943

Measured data

Static test result



$$\text{Thrust (RPM)} = 8.10761e - 06 \cdot \text{RPM}^2 + -0.00562 \cdot \text{RPM} + 2.19669$$

$$\text{Torque (RPM)} = 3.04849e - 07 \cdot \text{RPM}^2 + -0.000277087 \cdot \text{RPM} + 0.11893$$

$$\text{Mechanical power (RPM)} = 3.74036e - 08 \cdot \text{RPM}^3 + -7.24729e - 05 \cdot \text{RPM}^2 + 0.09333 \cdot \text{RPM} + -10.97923$$

Formulas used to calculate FOM:

$$C_T = \frac{T}{\rho \cdot RPS^2 \cdot D^4}$$

$$C_P = \frac{P_{mech}}{\rho \cdot RPS^3 \cdot D^5}$$

$$FOM = \sqrt{\frac{2}{\pi}} \frac{C_T^{\frac{3}{2}}}{C_P}$$