

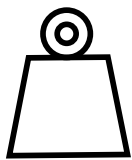
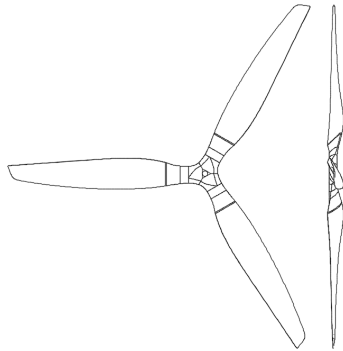


28x9.4 3B MC HD

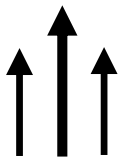
PN:3280948, 3280949

Product sheet

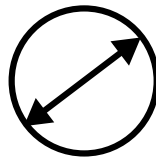
Rev.: 00
2024-04-30




130 g
Mass



40.4 kgf
Max Thrust



28.0"
Diameter



Multicopter

Engine type:	Electric
Folding/Fixed	Fixed
Rotational direction:	Counter-clockwise and Clockwise available
Weight [g]:	130 ± 8.0%
Moment of inertia [kgm ²]:	5.48e-03
Center hole [mm]:	∅ 10
Max drilling diameter [mm]:	24
Mounting:	link to possible patterns
Limit RPM (0.7 Mach at blade tip)	6400
Working temperature [°C]	from -45°C to 65°C
Materials used:	carbon fiber, glass fiber, roving, polyurethane, epoxy
Tests performed:	balancing, visual Inspection, structural integrity (ATO)

Formula used to calculate moment of inertia: $I = \frac{1}{12} \cdot mass \cdot diameter^2$

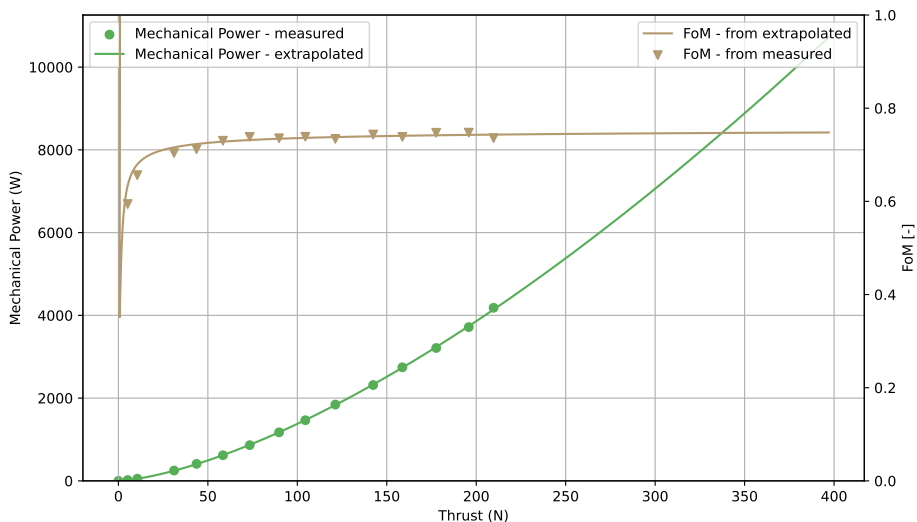
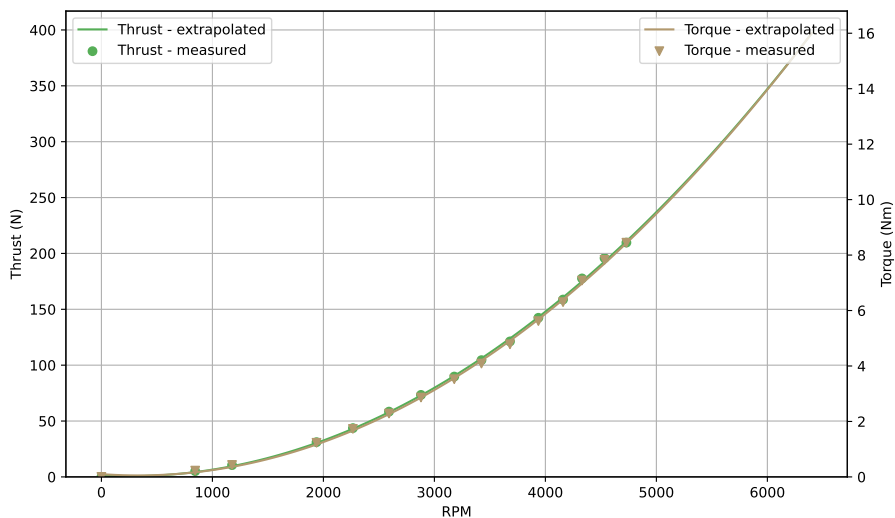


28x9.4 3B MC HD

PN:3280948, 3280949

Measured data

Static test result



$$\text{Thrust (RPM)} = 1.04992e - 05 \cdot \text{RPM}^2 + -0.00537 \cdot \text{RPM} + 1.36583$$

$$\text{Torque (RPM)} = 4.33091e - 07 \cdot \text{RPM}^2 + -0.000287656 \cdot \text{RPM} + 0.10056$$

$$\text{Mechanical power (RPM)} = 5.19503e - 08 \cdot \text{RPM}^3 + -7.38399e - 05 \cdot \text{RPM}^2 + 0.07958 \cdot \text{RPM} + -9.69514$$

Formulas used to calculate FOM:

$$C_T = \frac{T}{\rho \cdot RPS^2 \cdot D^4}$$

$$C_P = \frac{P_{mech}}{\rho \cdot RPS^3 \cdot D^5}$$

$$FOM = \sqrt{\frac{2}{\pi}} \frac{C_T^{\frac{3}{2}}}{C_P}$$