

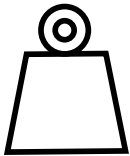
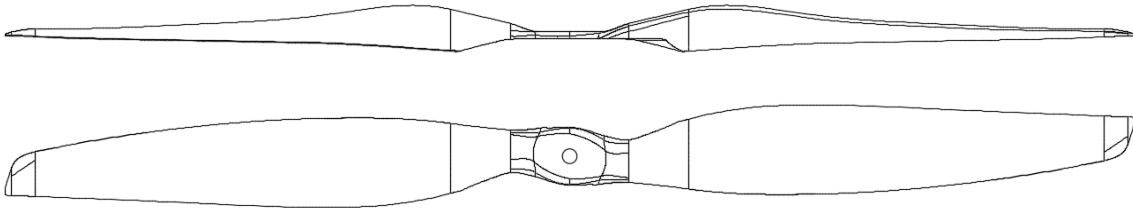


17x5.7 2B MC

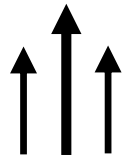
PN:2170574, 2170575

Product sheet

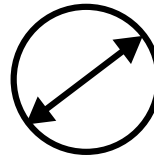
Rev.: 00
2024-04-30




23 g
Mass



10.1 kgf
Max Thrust



17.0"
Diameter



Multicopter

Engine type:	Electric
Folding/Fixed	Fixed
Rotational direction:	Counter-clockwise and Clockwise available
Weight [g]:	23 ± 10.0%
Moment of inertia [kgm ²]:	3.57e-04
Center hole [mm]:	∅ 4
Max drilling diameter [mm]:	20
Mounting:	link to possible patterns
Limit RPM (0.7 Mach at blade tip)	10600
Working temperature [°C]	from -45°C to 65°C
Materials used:	carbon fiber, glass fiber, roving, polyurethane, epoxy
Tests performed:	balancing, visual Inspection, structural integrity (ATO)

Formula used to calculate moment of inertia: $I = \frac{1}{12} \cdot mass \cdot diameter^2$

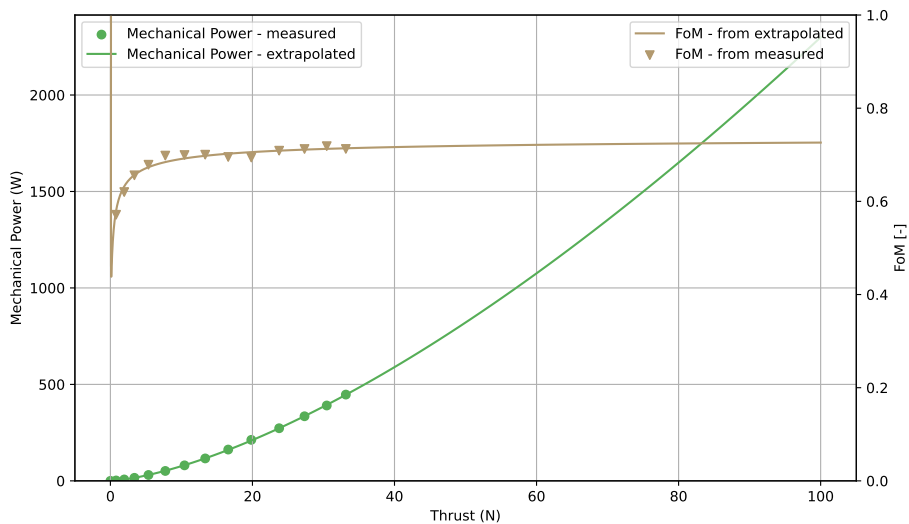
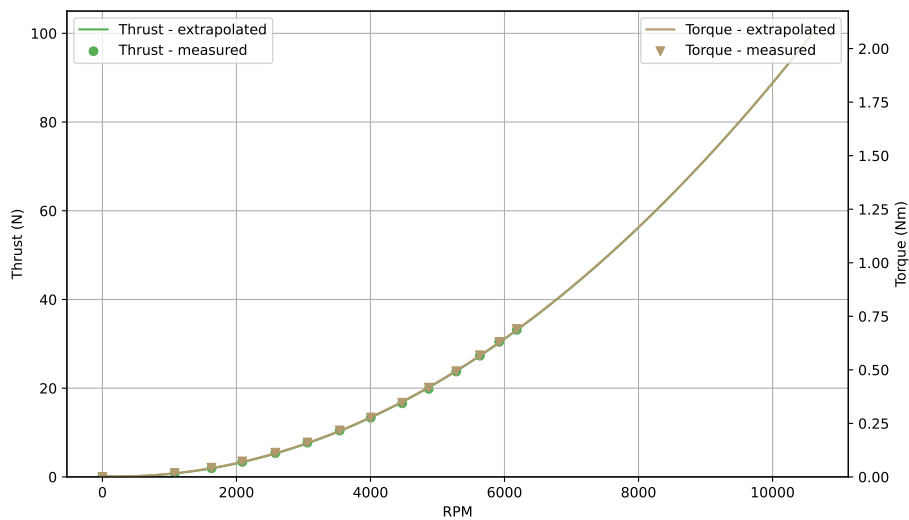


17x5.7 2B MC

PN:2170574, 2170575

Measured data

Static test result



$$\text{Thrust (RPM)} = 9.26898e - 07 \cdot \text{RPM}^2 + -0.000400897 \cdot \text{RPM} + 0.12036$$

$$\text{Torque (RPM)} = 1.91399e - 08 \cdot \text{RPM}^2 + -7.75326e - 06 \cdot \text{RPM} + 0.00328$$

$$\text{Mechanical power (RPM)} = 2.15663e - 09 \cdot \text{RPM}^3 + -2.11534e - 06 \cdot \text{RPM}^2 + 0.00297 \cdot \text{RPM} + -0.52932$$

Formulas used to calculate FOM:

$$C_T = \frac{T}{\rho \cdot RPS^2 \cdot D^4}$$

$$C_P = \frac{P_{mech}}{\rho \cdot RPS^3 \cdot D^5}$$

$$FOM = \sqrt{\frac{2}{\pi}} \frac{C_T^{\frac{3}{2}}}{C_P}$$