

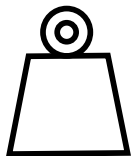
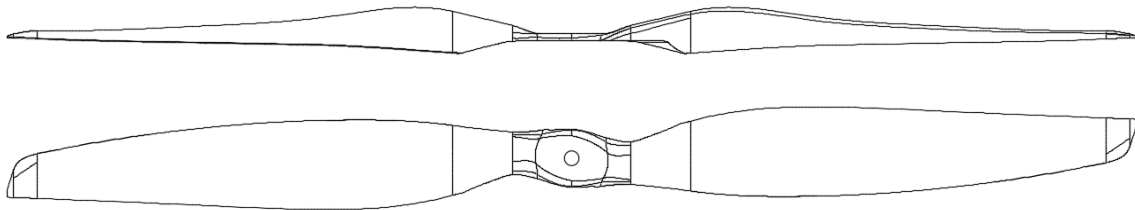


20x6.7 2B MC L

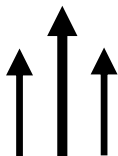
PN:2200670, 2200671

Product sheet

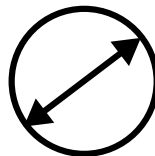
Rev.: 00
2024-04-30




31 g
Mass



15.2 kgf
Max Thrust



20.0"
Diameter



Multicopter

Engine type:	Electric
Folding/Fixed	Fixed
Rotational direction:	Counter-clockwise and Clockwise available
Weight [g]:	31 ± 10.0%
Moment of inertia [kgm ²]:	6.67e-04
Center hole [mm]:	∅ 4
Max drilling diameter [mm]:	30
Mounting:	link to possible patterns
Limit RPM (0.7 Mach at blade tip)	9000
Working temperature [°C]	from -45°C to 65°C
Materials used:	carbon fiber, glass fiber, roving, polyurethane, epoxy
Tests performed:	balancing, visual inspection, structural integrity (ATO)

Formula used to calculate moment of inertia: $I = \frac{1}{12} \cdot mass \cdot diameter^2$

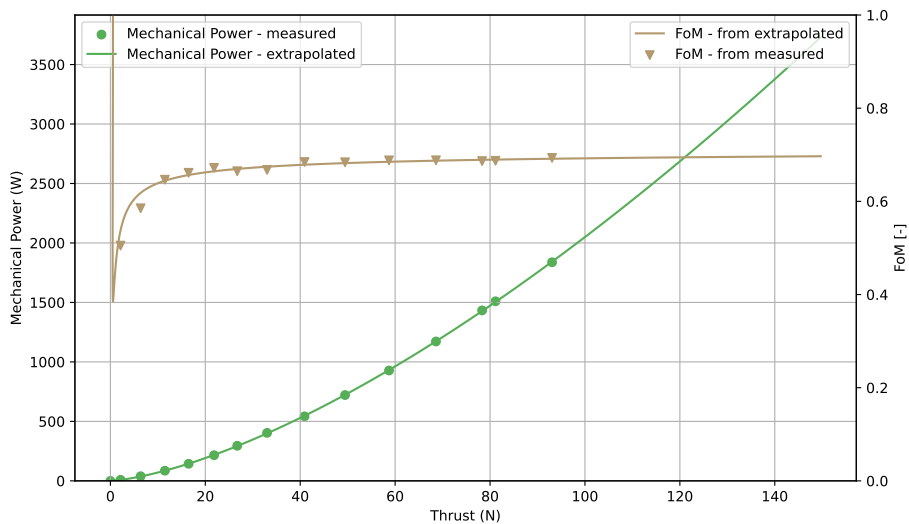
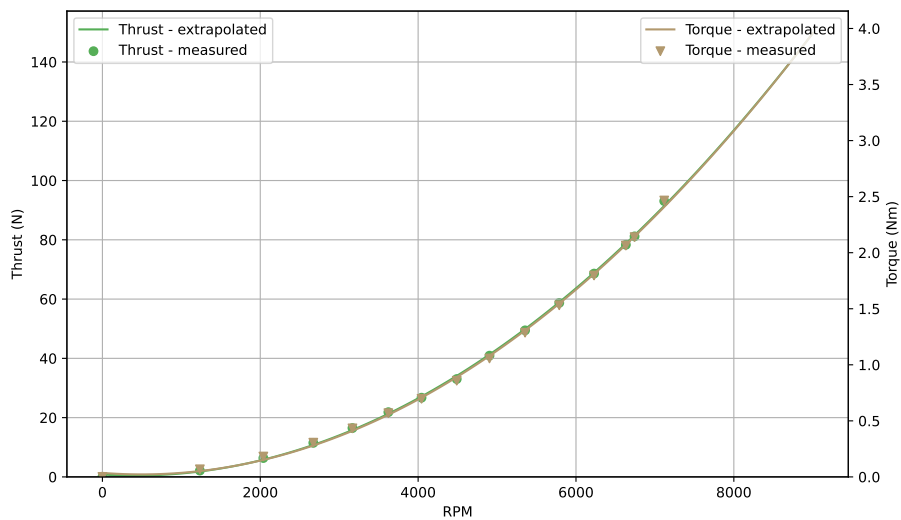


20x6.7 2B MC L

PN:2200670, 2200671

Measured data

Static test result



$$\text{Thrust (RPM)} = 2.02396e - 06 \cdot \text{RPM}^2 + -0.00167 \cdot \text{RPM} + 0.80958$$

$$\text{Torque (RPM)} = 5.44173e - 08 \cdot \text{RPM}^2 + -5.40183e - 05 \cdot \text{RPM} + 0.03579$$

$$\text{Mechanical power (RPM)} = 6.88826e - 09 \cdot \text{RPM}^3 + -1.74901e - 05 \cdot \text{RPM}^2 + 0.03161 \cdot \text{RPM} + -5.75685$$

Formulas used to calculate FOM:

$$C_T = \frac{T}{\rho \cdot RPS^2 \cdot D^4}$$

$$C_P = \frac{P_{mech}}{\rho \cdot RPS^3 \cdot D^5}$$

$$FOM = \sqrt{\frac{2}{\pi}} \frac{C_T^{\frac{3}{2}}}{C_P}$$