

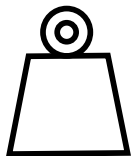
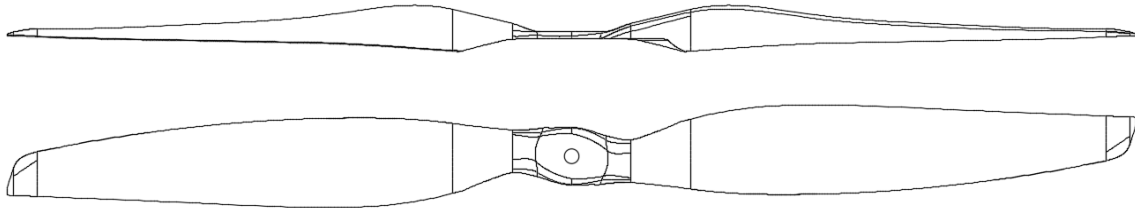


30x10 2B MC

PN:2301002, 2301003

Product sheet


Rev.: 00
2024-04-30




96 g
Mass



37.7 kgf
Max Thrust



30.0"
Diameter



Multicopter

Engine type:	Electric
Folding/Fixed	Fixed
Rotational direction:	Counter-clockwise and Clockwise available
Weight [g]:	96 ± 10.0%
Moment of inertia [kgm ²]:	4.65e-03
Center hole [mm]:	∅ 10
Max drilling diameter [mm]:	46
Mounting:	link to possible patterns
Limit RPM (0.7 Mach at blade tip)	6000
Working temperature [°C]	from -45°C to 65°C
Materials used:	carbon fiber, glass fiber, roving, polyurethane, epoxy
Tests performed:	balancing, visual Inspection, structural integrity (ATO)

Formula used to calculate moment of inertia: $I = \frac{1}{12} \cdot mass \cdot diameter^2$

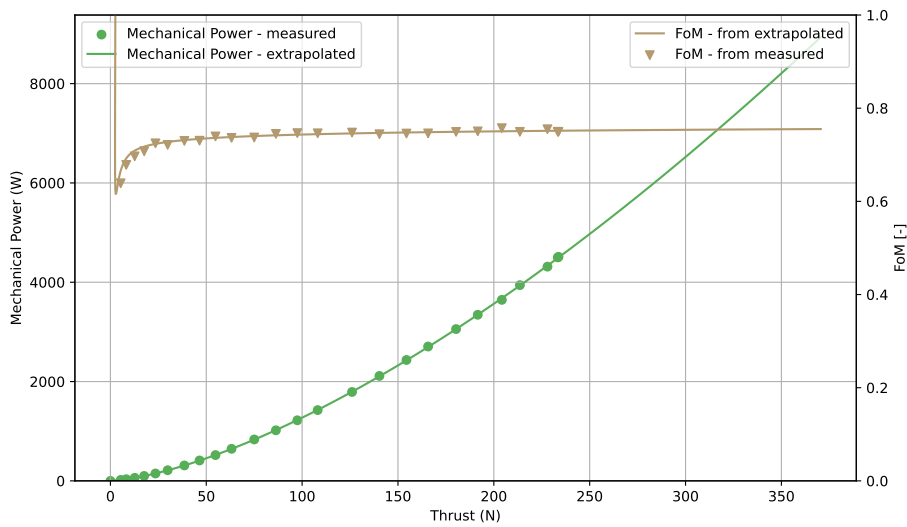
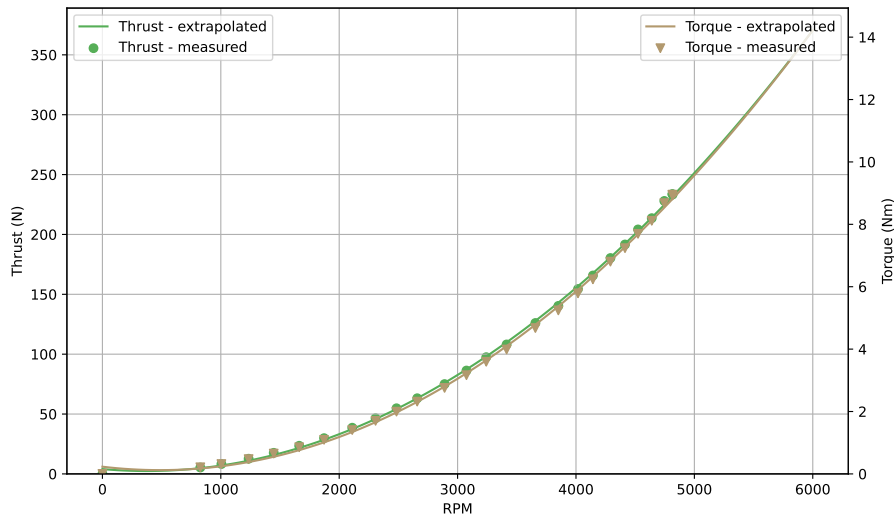


30x10 2B MC

PN:2301002, 2301003

Measured data

Static test result



$$\begin{aligned} \text{Thrust (RPM)} &= 1.16278e - 05 \cdot \text{RPM}^2 + -0.00868 \cdot \text{RPM} + 4.02909 \\ \text{Torque (RPM)} &= 4.63825e - 07 \cdot \text{RPM}^2 + -0.000451367 \cdot \text{RPM} + 0.23104 \\ \text{Mechanical power (RPM)} &= 5.78813e - 08 \cdot \text{RPM}^3 + -0.000111113 \cdot \text{RPM}^2 + 0.13008 \cdot \text{RPM} + -23.37469 \end{aligned}$$

Formulas used to calculate FOM:

$$C_T = \frac{T}{\rho \cdot RPS^2 \cdot D^4}$$

$$C_P = \frac{P_{mech}}{\rho \cdot RPS^3 \cdot D^5}$$

$$FOM = \sqrt{\frac{2}{\pi}} \cdot \frac{C_T^{\frac{3}{2}}}{C_P}$$