

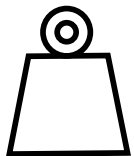
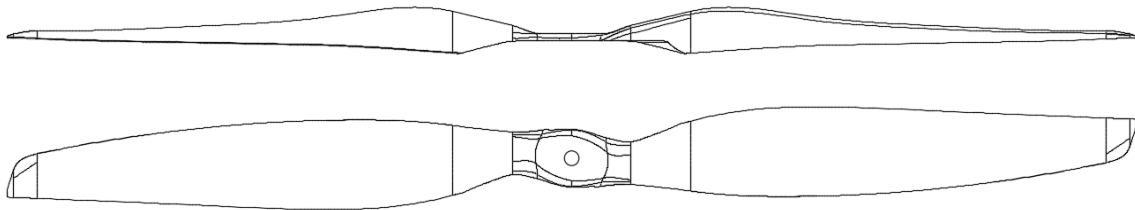


16x5.5 2B MC

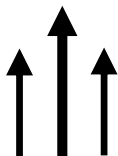
PN:2160558, 2160557

Product sheet

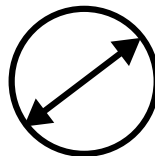
Rev.: 00
2024-04-30




18.5 g
Mass



8.9 kgf
Max Thrust



16.0"
Diameter



Multicopter

Engine type:	Electric
Folding/Fixed	Fixed
Rotational direction:	Counter-clockwise and Clockwise available
Weight [g]:	18.5 ± 10.0%
Moment of inertia [kgm ²]:	2.55e-04
Center hole [mm]:	∅ 4
Max drilling diameter [mm]:	16
Mounting:	link to possible patterns
Limit RPM (0.7 Mach at blade tip)	11200
Working temperature [°C]	from -45°C to 65°C
Materials used:	carbon fiber, glass fiber, roving, polyurethane, epoxy
Tests performed:	balancing, visual Inspection, structural integrity (ATO)

Formula used to calculate moment of inertia: $I = \frac{1}{12} \cdot mass \cdot diameter^2$

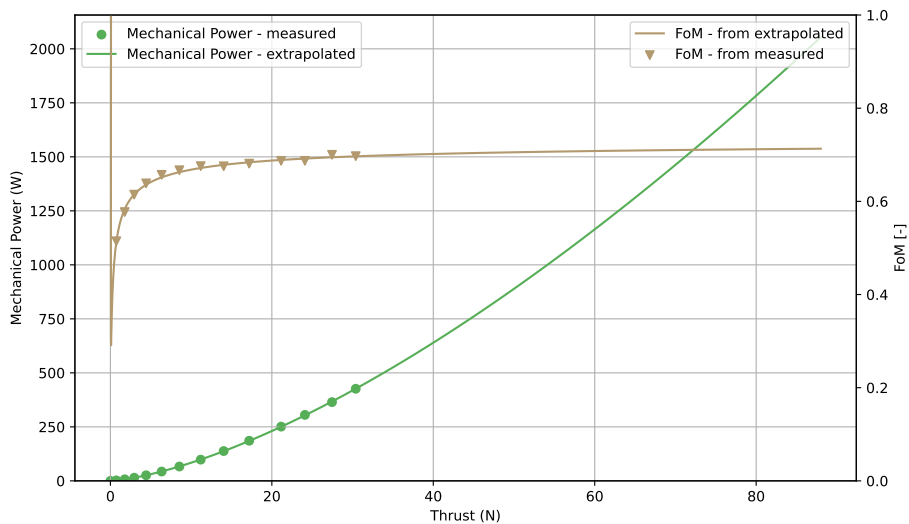
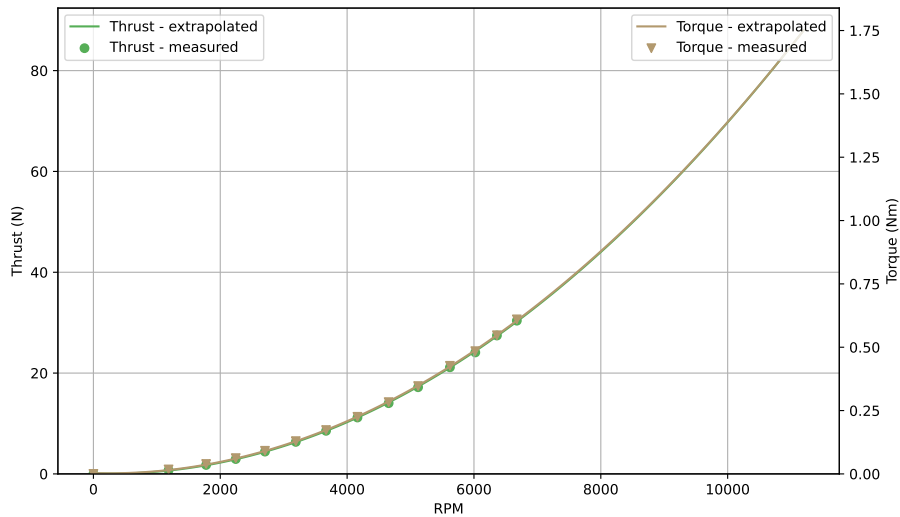


16x5.5 2B MC

PN:2160558, 2160557

Measured data

Static test result



$$\text{Thrust (RPM)} = 7.37696e - 07 \cdot \text{RPM}^2 + -0.000415266 \cdot \text{RPM} + 0.11841$$

$$\text{Torque (RPM)} = 1.45617e - 08 \cdot \text{RPM}^2 + -7.02718e - 06 \cdot \text{RPM} + 0.00319$$

$$\text{Mechanical power (RPM)} = 1.61613e - 09 \cdot \text{RPM}^3 + -1.56571e - 06 \cdot \text{RPM}^2 + 0.00208 \cdot \text{RPM} + -0.29664$$

Formulas used to calculate FOM:

$$C_T = \frac{T}{\rho \cdot RPS^2 \cdot D^4}$$

$$C_P = \frac{P_{mech}}{\rho \cdot RPS^3 \cdot D^5}$$

$$FOM = \sqrt{\frac{2}{\pi}} \frac{C_T^{\frac{3}{2}}}{C_P}$$